

## TEST REPORT

Your ref : PH08434  
Our ref : FPE/65119/21  
Enquiries : J Maswikaneng  
Tel : 012 428-6010  
Report No : BCT-210505-00001  
Page : 1 of 14  
Date : 22 June 2021

P&H Protective Plaster Systems (Pty) Ltd  
**Att: Mr. Bernd Jonischkeit**  
P.O.Box 11845  
Aston Manor  
1630

### FIRE-DOORS AND FIRE-SHUTTERS SANS 1253:2016

#### 1 OBJECTIVE OF TEST

- 1.1 The sample as described under section 2 of this report was tested in accordance with SANS 1253:2016 "Fire doors and Fire shutters".
- 1.2 The fire-door assembly as described under section 2 of this report **complied** with the relevant requirements of SANS 1253:2016 "Fire-doors and fire shutter" in respect of class B assembly listed below.

#### 2 DESCRIPTION OF SAMPLE AS SUPPLIED BY CLIENT

One double-leaf, hinged, single swing class B fire door in a steel frame assembly was received by the Fire Protection Engineering of SABS.

The details of the fire-door assembly are given below as provided by the client:

##### 2.1 DOOR FRAME

- Overall dimensions : 2614 mm in height x 1564 mm in width x 230 mm in depth.  
Material : 2.0 mm mild steel.  
Rebate : 25 mm x 55 mm deep.  
Fixing lugs : 16 off 300 mm in length x 25 mm wide x 1,6 mm in thickness.  
Threshold : Rebate threshold with holes to fill cavity.

1 Dr Lategan Road, Groenkloof, Private Bag X191, Pretoria, 0001.  
Tel +27 12 428 7911. Fax +27 12 344 1568

SABS Commercial SOC Ltd conducted a conformity assessment pertaining to a sample of the product, commodity or system identified and the outcome recorded in this test report only relates to that specified sample. The conformity assessment outcomes recorded in the test report do not imply SABS Approval of the quality and/or performance of the sample(s) in question and the test results do not apply to any similar sample that has not been tested. (Refer also to the conditions of test printed on the back of this page.) This report may not be reproduced except in full. The authenticity of this report and its contents can be confirmed by contacting the person who signed it.

The acceptance of a sample for test and the issue of a test report are subject to SABS' Conditions of Test, which are the following:

1. If published or reproduced by the client, a test report shall be reproduced in full, i.e. the reproductions shall contain the printed as well as the typed parts of the report, nothing excerpted.
2. A test report relates only to a sample submitted for the actual test. It furnishes or implies no guarantee whatsoever in respect of a similar sample that has not been tested by the SABS.
3. This test report does not imply that the user has obtained pre-approval to apply the SABS certification mark nor does it imply approval by SABS, of the quality and/or performance of the sample that has been tested. No person may falsely claim or declare that any commodity, product or service complies with a South African National Standard or other publication of the SABS.
4. While every endeavour will be made to ensure that a test is representative and accurately performed, and that a report is accurate in the quoted results and conclusions drawn from the test, in terms of the Standards Act, SABS or its officers shall not be liable for anything done or omitted in good faith when error made in carrying a test.

**2.2 DOOR LEAF**

Overall dimensions: 2540 mm high x 745 mm wide x 58 mm thick (per leaf).

Finishing materials: 3 mm M.D.F.Hardboard.

Core materials : "ROCKLITE G" panel.

Edge material : 5mm timber with 10mm x 2.0mm "intumex LPSK" intumescent strips inserted into edging.

Slambers : Brushed stainless steel Slambers @ meeting stiles overlapping 25mm

Adhesives : Flammable contact adhesive

Construction : "ROCKLITE G" panel laminated with veneered plywood edging strips and intumescent strips.

**2.3 HINGES**

Numb : 5 per door leaf.

Material : Brass with Nylon washer.

Length : 100 mm.

**2.4 FASTENINGS**

Lock : PH5025 Profile cylinder deadlock & knob cylinder.

Handles : Stainless steel push plate & Pull handle.

Flush bolts : 1 set off 150mm stainless steel flush bolts.

Closing device : Assa Abloy door closer to each leaf with door coordinator.

**3 NATURE AND METHOD OF TEST**

The fire-door assembly was tested to SANS 1253: 2016 "*Fire doors and fire shutters*" for class B hinged fire-door assembly. The fire-door assembly was built into a brick wall in a test frame. The frame was positioned in the furnace such that the door could be opened to the outside (Unexposed side of the furnace).

**4 DATE OF RECEIPT**

13 April 2021

**5 DATE OF TEST**

05 May 2021

6 TEST APPARATUS

Table 1

Equipment	Serial No	Calibration certificate No	Re-cal date	UoM
Vertical furnace	PP &E003143	Verified	-	-
Stop watch	SABS 8390	Calibrated - 125587	2021-11-05	± 50 m/s
Measuring tape	FPE	Calibrated - V1449	2021-08-20	± 0,5 mm

Photo 1 – Unexposed face prior to test







Photo 2 – Photo of the identification plate



Photo 3 – Closing devices prior to test



## 7 RESULTS

Note: The subclause numbering of this section is consistent with the numbering of SANS 1253:2016.

Table 2

Test as per clause of SANS 1253	Requirements	Results	Conclusion
<b>4 General</b>			
4.1	The sample shall be assembled and supplied as a complete pre-hung door.	Sample was supplied as a complete unit.	<b>Complied</b>
<b>4.2 Class and Type:</b>			
4.2.1	The fire door shall be fire resistant to Class A,B,C,D,E or F	Class B.	<b>Complied</b>
4.2.2	Type: Double-leaf, hinged, single action.	Double-leaf, hinged, single action.	<b>Complied</b>
<b>4.3 Materials</b>			
4.3.1	Structural material shall be used and finished in accordance with good practice, various materials shall be compatible.	Structural materials were used and finished in accordance with good practice.	<b>Complied</b>
4.3.2	Insulation material shall a) Be so selected that they do not delaminate or become compacted in use, and b) Not depend on free moisture for their insulating properties.	Did not delaminate during the test.	<b>Complied</b>
		Core material was dry with negligible free moisture.	<b>Complied</b>
<b>4.3.3 Intumescent material</b>			
	When materials that depend on intumescence for their insulating or fire-stopping properties are used, they shall be completely embedded or enclosed in material of adequate strength and impermeability to protect them from mechanical damage and from penetration by moisture.	"Intumex LPSK" intumescent strips inserted into edging.	<b>Complied</b>
<b>4.4 Glazing and Hardware</b>			
4.4.1	<b>General</b> Glass and accessories incorporated into the door shall not contribute to the failure of the door in any way.	Not fitted.	<b>Not applicable</b>
<b>4.4.2.1 Glazing</b>			
	Each leaf of fire- door assembly of class A,B ,E or F may have only one glazed area or viewing panel of dimensions that do not exceed 100 x 300 mm ± 5mm or of diameter that does not exceed 200mm.	Not fitted.	<b>Not applicable</b>
4.4.2.2	Viewing panel of larger sizes shall meet the minimum fire resistance periods given in table 1.	Not applicable.	<b>Not applicable</b>
4.4.2.3	Viewing panels shall not be permitted in class C and class D fire-door assemblies.	Not applicable.	<b>Not applicable</b>
4.4.2.4	Viewing panels, where permitted, shall be tested for compliance with requirements for integrity and stability for the type of viewing panel fitted.	Not applicable.	<b>Not applicable</b>

<b>4.4.3 Hinges</b>			
	Hinges (including floor springs) of an assembly shall	100 mm Brass with Nylon washer.	<b>Complied</b>
	a) Be capable of supporting the weight of the door.	Adequately supported door leafs.	<b>Complied</b>
	b) During installation of an assembly, allow leaf of the door to be detached from the frame without the hinges having been unscrewed from leaf and.	Can detach door leaf without unscrewing from door leaf.	<b>Complied</b>
	c) Be capable of being so adjusted that a door that has been installed and closed cannot be removed without using any tool.	Could not be removed without a tool.	<b>Complied</b>
<b>4.4.4 Fastenings</b>			
4.4.4.1	Fastenings, including locks, latches, bolts or any combination of these, shall be of types compatible with type and class of door and shall be as required.	PH 5025 Profile cylinder deadlock and knob cylinder.1 set of 150 mm stainless steel flush bolts.	<b>Complied</b>
4.4.4.2	Mortice locks shall not exceed 150mm in depth and 20mm in thickness.	PH 5025 Profile cylinder deadlock and knob cylinder.	<b>Complied</b>
4.4.4.3	When the doors are required to form part of the escape route the fastening shall allow the door to be so installed that they can easily opened in the direction of the escape without specialized knowledge or the use of keys or tools.	Stainless steel push plate & pull handle (on active leaf only).	<b>Complied</b>
<b>4.4.5 Closing devices</b>			
4.4.5.1	Each door assembly shall be fitted with closing devices that is compatible with the class of door and that is of the type required.	Assa Abloy door closer on each leaf with door coordinator.	<b>Complied</b>
4.4.5.2	Closing devices with a liquid reservoir type damper shall have a plug, valve or other means that will automatically release excess pressure, to prevent explosion of the device in event of fire.	Assa Abloy automatic door closer.	<b>Complied</b>
4.4.5.3	A closing device that depends solely on retained liquid pressure for its closing action shall not be used in fire-door assembly.	Assa Abloy door closer per leaf.	<b>Complied</b>
<b>4.4.6 Additional or optional hardware</b>			
4.4.6.1	Hardware, including electrical hold-open devices, pull-knobs, kick plates and push plates, shall be so fitted that the integrity of the door is not impaired.	Push plate & Pull handle fitted.	<b>Complied</b>
4.4.6.2	If the hardware is not factory fitted, provision for fitting shall be made and the fitting position shall be indicated by means of detachable labels that also provide fixing instructions.	Factor fitted.	<b>Not applicable</b>
<b>4.5 Hinged-door assemblies</b>			
<b>4.5.1 Closing of hinged doors</b>			
4.5.1.1	The closing action of a hinged door shall be smooth and positive, and the speed and force of the closing action shall be so adjusted that the door can operate without the exertion of undue force and without causing injuries to persons.	Closing action was smooth and positive without undue force.	<b>Complied</b>
4.5.1.2	The closing device shall close the door, even though the door may be pushed open to the limit of its travel	The door closed after it was pushed open to the limit of its travel.	<b>Complied</b>

4.5.1.3	The closing action of a double leaf hinged door with rebate meeting styles shall be coordinated by means of coordinators. Hold open devices may form part of an automatic closing device.	The closing action of the meeting styles were coordinated by means coordinators.	<b>Complied</b>
<b>4.5.2 Fit</b>			
4.5.2.1	The fit of the leaf of the door, when the door is closed, shall be such that the clearance between the top leaf and the frame does not exceed 3 mm, and the total width of clearance between the vertical sides of the leave of a single-leaf door set and the frame does not at any cross-section exceed 6 mm.	Clearance between the top leaf and the frame - 3 mm.  Clearance between vertical sides - 3 mm.	<b>Complied</b>  <b>Complied</b>
4.5.2.2	In the case of a double-leaf hinged door, the clearance between one meeting stile and the other, and the clearance between the frame and the leaves shall not exceed 4mm.	2 mm	<b>Complied</b>
4.5.2.3	The floor clearance of the leaf of a door shall not be less than 5 mm and not be more than 12 mm, measured between the lower edge of the leaf and the final level of the floor or sill. The final level may be the top of any non-combustible floor covering.	Floor clearance – 7 mm.	<b>Complied</b>
<b>4.5.3 Frames</b>			
4.5.3.1	<b>General</b> Any frame door should be installed in a wall in such a way that there is no possibility that the door frame will be bypassed by fire.	Built into masonry wall.	<b>Complied</b>
<b>4.5.3.2 Dimensions</b>			
	The width of the rebates of frames shall be at least 25 mm and the material thickness of the steel frames should be at least 1,5 mm for class A, B, C and D doors.	25 mm rebate 1,6 mm steel frame. Class B door.	<b>Complied</b>
<b>4.5.3.3 Fixing lugs</b>			
4.5.3.3.1	Frames of which the height does not exceed 2,08 m shall have at least three fixing lugs on each jamb.	The height of the frame was 2614 mm.	<b>Not applicable</b>
4.5.3.3.2	All other frames shall have at least four fixing lug on each jamb.	Eight fixing lugs on each jamb fitted.	<b>Complied</b>
4.5.3.3.3	Fixing lugs shall be: a) Fitted centrally b) Thickness $\geq 1, 2$ mm c) Width $\geq 25$ mm d) Length of the outstand $\geq 150$ mm e) Within 350 mm of the top of each jamb.	Fitted centrally. 1,6 mm. 25 mm. 300 mm. The fixing lugs was within 350 mm.	<b>Complied</b> <b>Complied</b> <b>Complied</b> <b>Complied</b>
4.5.4	Reliability of operation a) No undue wear b) Hinges and fastening c) Clearances shall not change by more than 0,1 mm.	Remained intact after 1000 cycles of opening and closing.	<b>Complied</b>
<b>4.6 Sliding door assembly.</b>			
4.6.2	<b>Horizontal sliding doors</b>	Not applicable.	<b>Not applicable</b>
4.6.3	<b>Vertical sliding door</b>	Not applicable.	<b>Not applicable</b>
<b>4.7 Dimensions</b>			
<b>4.7.1 Hinged doors</b>			
	The width and height of a single-leaf door and each leaf of a double door shall be as required, but shall not exceed 1,2m and 2,7m, respectively.	2540 mm and 745 mm respectively.	<b>Complied</b>



4.7.2	<b>Sliding door</b>	Not applicable.	Not applicable
<b>4.8 Smoke emission</b>			
	When the door or an assembly is tested limited smoke may appear on the unexposed face but shall not cause discomfort.	Limited smoke appeared.	Complied
<b>4.9 Resistance to fire</b>			
4.9.1	General When a door or an assembly is tested, it shall, for the appropriate minimum period comply with the requirements given below.	Complied with Class B requirements given below.	Complied
<b>4.9.2 Stability</b>			
4.9.2.1	The door or assembly shall withstand the fire exposure and effectively close an opening without the doors moving out of the frame by more than 25mm.	The door did not move out of frame.	Complied
4.9.2.2	There will be no flaming on the unexposed face of the door assembly within the first 30min of the classification period.	Did not flame.	Complied
4.9.2.3	Intermittent light flames of approximately 150mm long, may occur for periods not exceeding 5 min intervals along the edges of the door, after 30min.	Did not flame.	Complied
4.9.2.4	Light flaming may occur during the last 15 min of the classification period on the unexposed face area of the door, provided it is contained within a distance of 40mm from the vertical door edge and 75mm from the top edge of the door and within 75mm from the top edge of the frame of the viewing panel.	Did not flame.	Complied
<b>4.9.3 Integrity</b>			
	The door or assembly shall withstand the prescribed fire exposure without the development, at any point of the door <ul style="list-style-type: none"> <li>a) A straight-through gap of width that exceeds 10mm, and</li> <li>b) Straight-through gaps of width that exceeds 6mm, but does not exceed 10mm and the combined length that exceeds the greater of the width or the height of the door.</li> </ul>	No gap developed. No gap developed.	Complied Complied
<b>4.9.4 Insulation</b>			
	The door or assembly shall withstand the prescribed fire exposure without the mean temperature of the unexposed face rising to more than 140°C initial ambient temperature, or the temperature at any point of the face rising to more than 180°C above initial temperature.	The mean temperature of the unexposed side was 75,6°C and the maximum temperature was 80,5°C.	Complied
<b>4.10 Structural strength (Class C and D assemblies only)</b>		Class B was tested.	Not applicable
<b>6 Markings</b>			
6.1	Each door and assembly shall have metal identification plates fixed in readily visible positions to the door and to the frame.	Identification plates fitted.	Complied
	Marked with the following information:		
	<ul style="list-style-type: none"> <li>a) Manufactures name or trade mark.</li> <li>b) Unique identification number and date of manufacturer.</li> <li>c) Class</li> </ul>	Protective Plaster Systems. B13057. April/2021. Class B.	Complied Complied Complied Complied

6.2	Secondary information such as installation instruction shall be supplied on a removable label or tag. Position where closing devices or additional hardware are to be mounted shall be indicated by removable labels. These labels shall also include mounting instructions.	Secondary information provided.	Complied
-----	--	---------------------------------	----------

**Observations made during test.**

Table 3

Time, min	Observations	Photo, No	U – Unexposed side E – Exposed side
0	Unexposed face before testing.	1	U
0	Identification plate before testing	2	-
0	Unexposed face, Closing devices.	3	-
15	Unexposed face, door still intact.	4	U
25	Unexposed face, door still intact.	5	U
35	Unexposed face, little smoke appearing.	6	U
60	Unexposed face, smoking.	7	U
80	Unexposed face, discoloring at meeting stiles.	8	U
105	Unexposed face, door still intact	9	U
121	Test terminated.	10	U
	Exposed face after testing.	11	E

NOTE 1: "Exposed" in the context of this report means exposed to the heat of the furnace.

NOTE 2: Min means minutes.

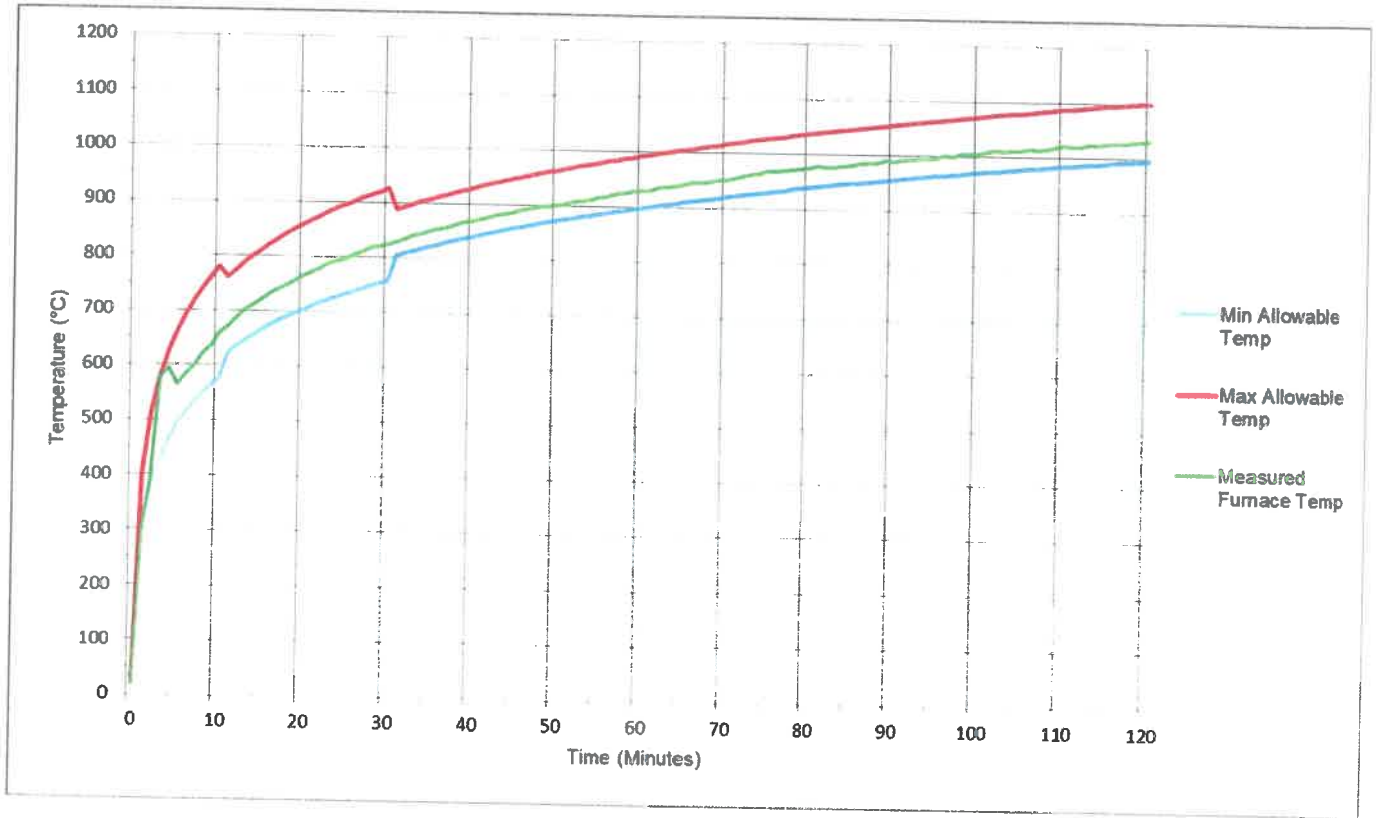
The following temperatures were recorded during the test:

Table 4

Time, min	Temperature, °C Unexposed face							
	TC 1	TC 2	TC 3	TC 4	TC 5	TC 6	Average	Maximum
0	17,3	17,1	16,3	17,2	17,0	16,1	16,8	17,3
10	18,6	18,7	17,2	19,9	18,8	18,0	18,5	19,9
20	47,6	51,8	33,1	51,8	45,4	50,0	46,6	51,8
30	76,4	73,9	70,1	68,1	70,6	75,5	72,4	76,4
40	77,6	74,3	75,7	71,8	72,0	78,5	75,0	78,5
50	76,0	73,8	76,5	72,4	73,1	79,6	75,3	79,6
60	75,7	73,5	75,3	74,0	74,4	80,5	75,6	80,5

NOTE: The temperatures in the table 4 above were recorded from thermocouples on an unexposed face of the door.

Figure 1: Furnace time temperature curve recorded during test.



8 PHOTOGRAPHS

Photo 4: Photo taken 15 minutes into the test.



Photo 5: At 25 min, door still intact



Photo 6: Unexposed side at 35 min, little smoke appearing at the top left corner





Photo 7: Unexposed side at 60 min, door still intact



Photo 8: At 80 min, discoloring at meeting stiles





Photo 9: Unexposed side at 105 min.



Photo 10: At 121 min, test terminated



Photo 11: Exposed face after testing



J Maswikaneng  
Manager: Civil Testing

T Phakathi  
Test Officer: Fire Engineering Laboratory

< END OF REPORT >