

P & H Protective Plaster Systems (Pty) Ltd.

P.O. Box 11845
Aston Manor, 1630
41 Pomona Road
Pomona, Kempton Park

Co. Reg. No. 79/00510.07
www.phrocklite.co.za

Schützen, Was Wichtig Ist

Office: 011 979 3319
011 979 2301
011 396 2330
Fax: 011 979 2931



ROCKLITE® ANTI-BANDIT DOORS

P & H Protective Plaster system's ROCKLITE® Anti-Bandit Doors have a reinforced bullet resistant core to suite the required security application. These doors have a veneer or steel finish, stainless steel channel surround, a stainless steel stile to the leading edge of the door and a continuous hinge.

Our ROCKLITE® Anti-Bandit doors were designed to protect valuable equipment, cash and personnel from small armed attacks, these doors fulfill the requirements of the S.A.B.S. test standard 1658-1996 for the weapons and ammunition detailed overleaf. Test Reports are available on our G1, G2 and G3 ROCKLITE® Anti-Bandit Doors.

These doors can be used for various applications like; Banks, Cash Offices, Post Offices, Staff Entrances and even residential. Basically, anywhere you might need that extra security.

TYPE	DESCRIPTION
G1 – Anti-Bandit Door	Handguns up to and including a 9mm Parabellum. View Panel – 28mm Observation Glass.
G2 – Anti-Bandit Door	Handguns up to and including 357 Magnum as well as 12 gauge shotgun firing buckshot. View Panel – 38mm Observation Glass.
G3 – Anti-Bandit Door	AK47 assault rifle up to and including 12 gauge shotgun firing Brenneke slugs. View Panel – 53mm Observation Glass.

DOOR FINISHES

Doors are clad with a variety of finishes including Sapele Veneer, Commercial Veneer, White Oak Veneer, Poerier Formica and many more variants, as per customer requirements, with stainless steel channel surround.

FRAMES

The frames are 100mm x 50mm mild steel tubular frames, we use a 2mm frame on the G1 Anti-Bandit doors and a 3mm Frame on the G2 & G3 Anti-Bandit Doors.

HINGES

The doors are all fitted with a heavy duty continuous hinges to prevent door from being removed from frame.

VIEWING PANELS (Optional)

The standard sizes for the viewing panels that we fit to the doors are 300mm x 300mm or 250mm x 500mm with a mild steel or stainless steel frame. The sizes and frames of the viewing panels can be changed as per customer requirements.

IRONMONGERY

Our doors are all fitted with a heavy duty Door Closer, Pull Handles and Double Cylinder Security Lock. Once again this can be changed as per customer requirements.

KICK PLATES & PUSH PLATES

The doors can also be fitted with a set of stainless steel kick plates and a set of stainless steel push plates.

INSTALLATION

These doors are supplied as a unit, door and frame, and must be installed with the door in the closed position. The leading bottom edge of the door must be wedged to support the vertical load of the door on the frame, this wedge should not be removed until the brickwork is satisfactorily done.

Example of Standard Anti-Bandit Door Specifications

G1 Anti-Bandit Door (900 x 2100mm)

Door Description:	ROCKLITE® 'G1' Single Anti-Bandit Door Complete with Steel Frame Size: 900 x 2100mm
Door Finish:	3mm White Oak Veneer Finish Both Sides with Meranti Edging
Frame Description:	Mild Steel Tubular Frame – Formed from 2.0mm Mild Steel Rectangular Tubing Single Rebated Frame with 25 x 38mm Removable Rebate (fixing holes behind rebate) Heavy Duty Continuous Hinge
Frame Finish:	Red Oxide Factory Prime Coat Universal Undercoat with Two Coats Plascon Velveglo (<i>your color code / choice</i>)
Glazing:	300 x 300 x 28mm Bullet Resisting Viewing Panel with Black Powder Coated Frame
Ironmongery:	GEZE TS2000G Door Closer with Guide Rail Arm Set of GEZE Stainless Steel D Shaped Pull Handles on Rose Premier 4 Pin Deadlock with GEZE Knob Cylinder Set of Stainless Steel Cylinder Escutcheons

G2 Anti-Bandit Door (900 x 2100mm)

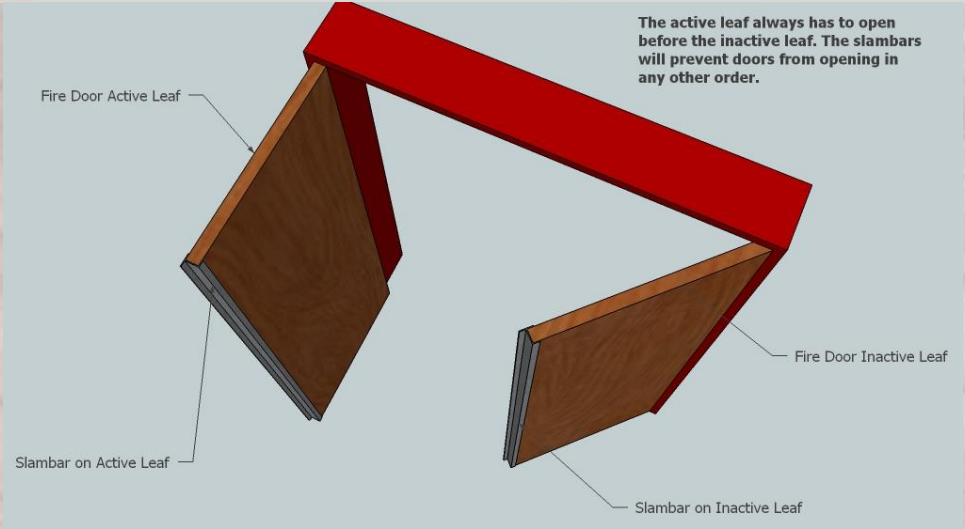
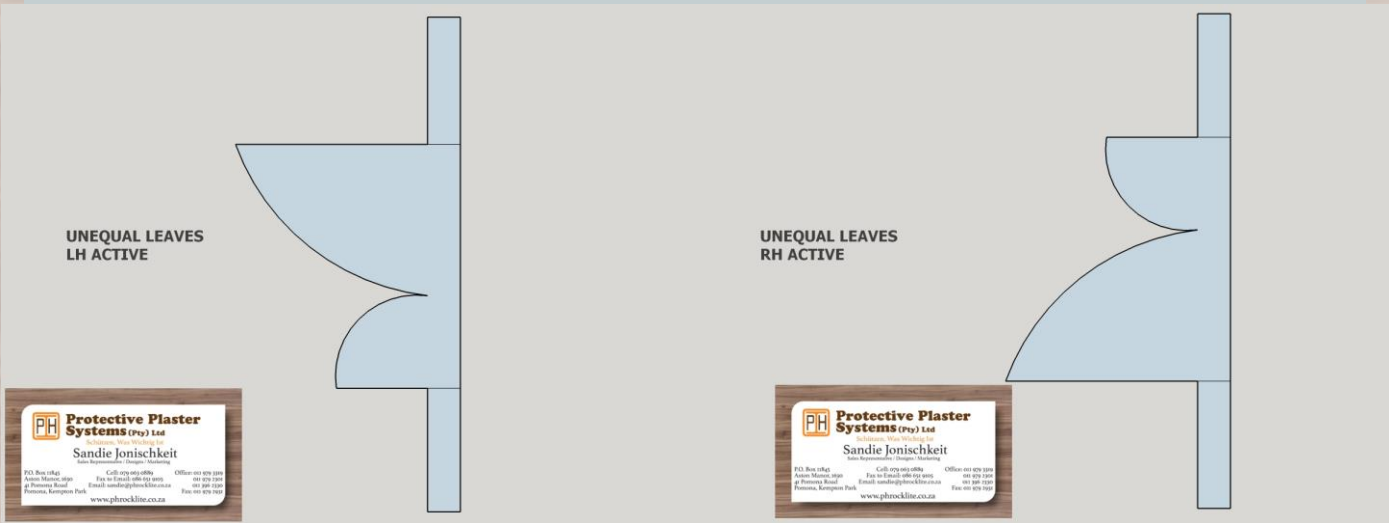
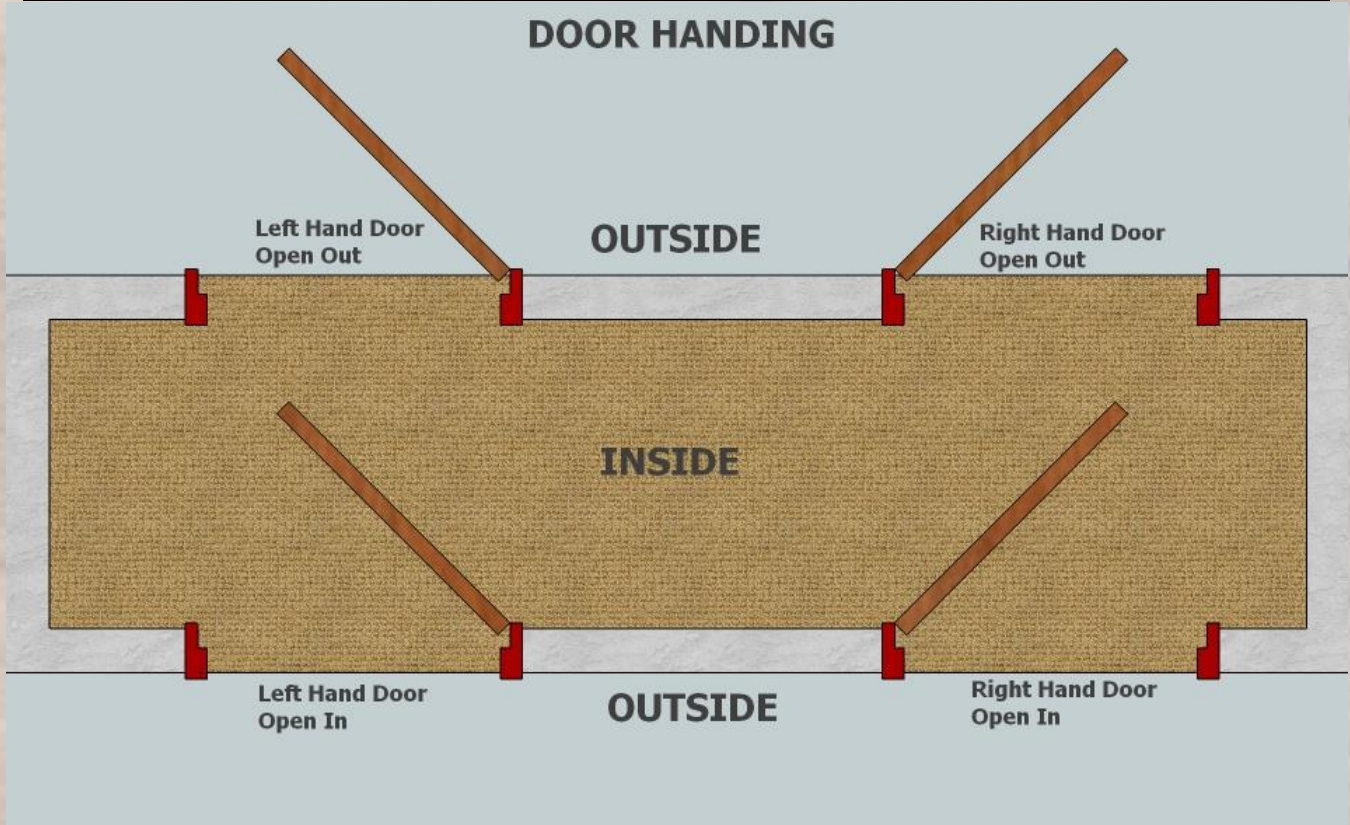
- Door Description:** ROCKLITE® 'G2' Single Anti-Bandit Door Complete with Steel Frame
Size: 900 x 2100mm
- Door Finish:** 3mm White Oak Veneer Finish Both Sides with Meranti Edging
- Frame Description:** Mild Steel Tubular Frame – Formed from 3.0mm Mild Steel Rectangular Tubing
Single Rebated Frame with 25 x 38mm Removable Rebate (fixing holes behind rebate)
Heavy Duty Continuous Hinge
- Frame Finish:** Red Oxide Factory Prime Coat
Universal Undercoat with Two Coats Plascon Velveglo (*your color code / choice*)
- Glazing:** 300 x 300 x 38mm Bullet Resisting Viewing Panel with Black Powder Coated Frame
- Ironmongery:** GEZE TS3000G Door Closer with Guide Rail Arm
Set of GEZE Stainless Steel D Shaped Pull Handles on Rose
Premier 4 Pin Deadlock with GEZE Knob Cylinder
Set of Stainless Steel Cylinder Escutcheons

G3 Anti-Bandit Door (900 x 2100mm)

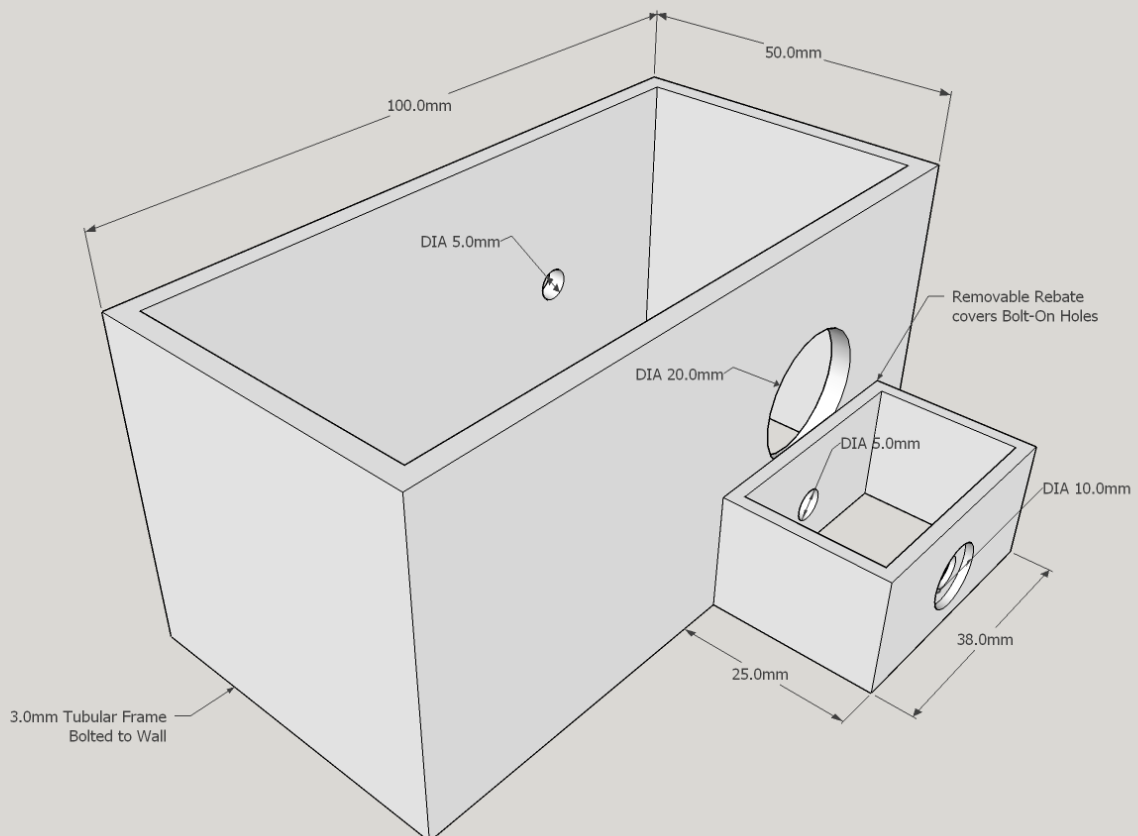
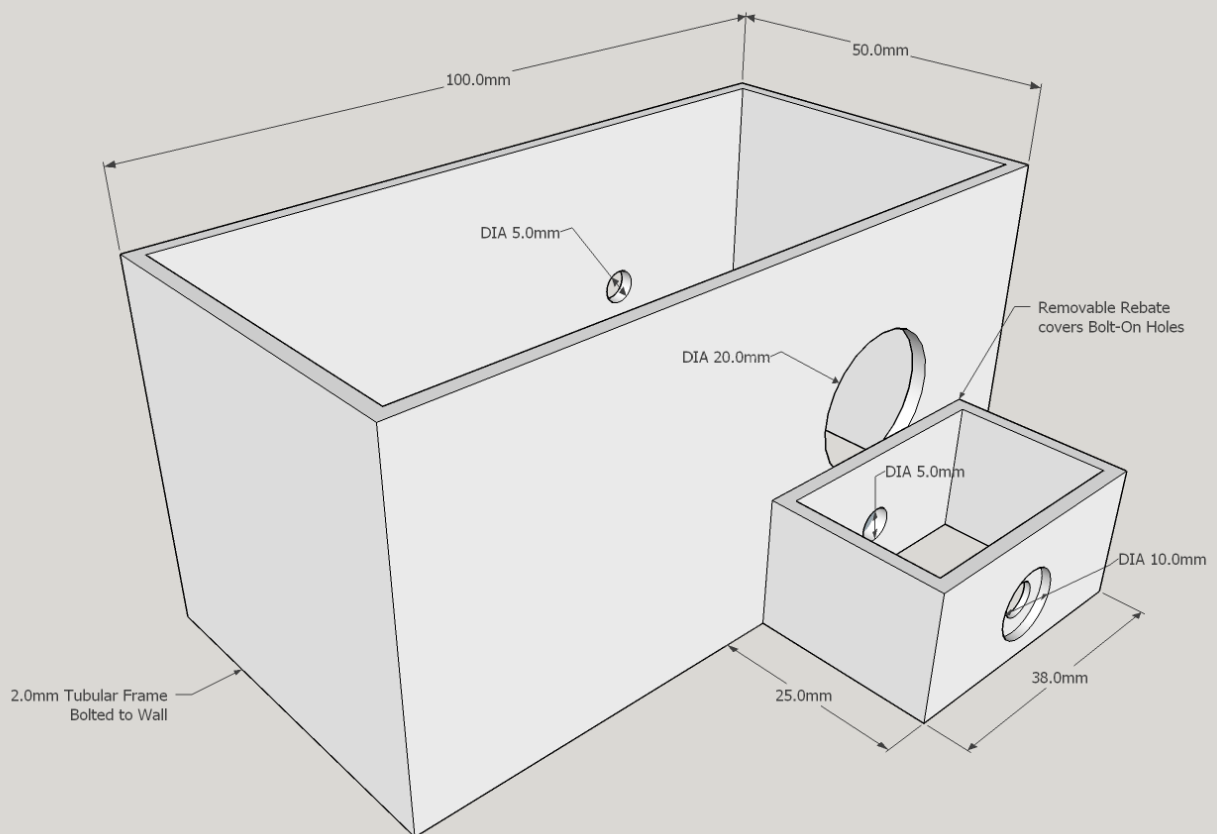
- Door Description:** ROCKLITE® 'G3' Single Anti-Bandit Door Complete with Steel Frame
Size: 900 x 2100mm
- Door Finish:** 3mm White Oak Veneer Finish Both Sides with Meranti Edging
- Frame Description:** Mild Steel Tubular Frame – Formed from 3.0mm Mild Steel Rectangular Tubing
Single Rebated Frame with 25 x 38mm Removable Rebate (fixing holes behind rebate)
Heavy Duty Continuous Hinge
- Frame Finish:** Red Oxide Factory Prime Coat
Universal Undercoat with Two Coats Plascon Velveglo (*your color code / choice*)
- Glazing:** 300 x 300 x 52mm Bullet Resisting Viewing Panel with Black Powder Coated Frame
- Ironmongery:** GEZE TS3000G Door Closer with Guide Rail Arm
Set of GEZE Stainless Steel D Shaped Pull Handles on Rose
Premier 4 Pin Deadlock with GEZE Knob Cylinder
Set of Stainless Steel Cylinder Escutcheons



PLEASE ALWAYS ENSURE THAT YOU SELECT THE CORRECT HAND WHEN ORDERING:



ANTI-BANDIT DOOR FRAME:



Bolt-On Frame – Bolted into Existing Wall Opening

Storage of Anti-Bandit Doors:

- Anti-Bandit Doors should be stored in a dry area.
- Doors should be stored on level surfaces / supports.
- When handling the door, make sure that the surface of the door leaf is not damaged in any way.

Installation of Anti-Bandit Doors:

- Move door into position (existing wall opening), do not remove leaf from frame.
- Make sure the frame is plumb, square and true as the doors have been factory fitted to the required limits.
- Remove existing removable rebate from frame by using an allen key.
- Fasten frame to wall with sleeve anchors or raw bolts.
- Re-fit removable rebate to frame.

For more information on any of our products or services, please feel free to contact us:

Bernd Jonischkeit (Director / General Manager):	082 893 0777	bernd@phrocklite.co.za
Rainer Jonischkeit (Director / Financial Manager):	082 886 5500	rainer@phrocklite.co.za
Nicolas Jonischkeit (Safety Officer / Sales):	083 259 5126	nicolas@phrocklite.co.za
Bernedene Esterhuizen (Buyer/Sales):	084 999 5792	bernedene@phrocklite.co.za
Juan-Marc Cilliers (Sales):	063 285 0087	juanmarc@phrocklite.co.za

www.phrocklite.co.za